

MASS. GLS. 2, SE 310



The Commonwealth of Massachusetts
Senate
State House • Boston • 02133

Senate's Congressional Redistricting Plan

The Senate plan reflects practical geographic, demographic, and political realities and principles of political continuity, fair electoral opportunity, and population equality.

Political Continuity

The Senate adopted a policy of starting from the existing districts and making limited changes that would serve other state interests without unduly sacrificing continuity with the prior plan.

This approach respects the importance to the State of the seniority of its congressional delegation, by not pairing incumbents against each other in the new districts.

It also preserves political continuity for the voters. A very substantial majority of people will be in the same district under the new plan as they were in the old map. The changes resulted principally from the need to satisfy fundamental principles of population equality and from the creation of more compact and coherent districts in Southeastern Massachusetts; the Senate believes that it is possible to provide fair electoral opportunities to people in the Southeastern region of the Commonwealth without requiring incumbents to run against each other.

Fair Electoral Opportunity

The plan provides fair electoral opportunities to the voters in various regions of the State. In particular, the plan creates a more compact and coherent configuration of districts in the Southeast. Voters from the Southeastern region constitute substantially more than a majority in both the 4th and the 10th districts in the new plan.

The plan also provides equal electoral opportunity for the increasingly large minority population in the Boston area (without sacrificing traditional redistricting principles). The plan largely preserves intact the old 8th district (almost 90% of the people in the old district will remain in the new district under the plan), with expansion coming in Boston. The result is a natural, compact district that will provide minority voters an equal opportunity to elect representatives of their choice.

Population Equality

While the Senate is concerned about splitting cities and towns in the formation of congressional districts, the United States Supreme Court has held that the United States Constitution requires that congressional districts be drawn to achieve population equality as nearly as is practicable. In the 1991-92 round of redistricting, many States, including Massachusetts, enacted congressional plans with exactly or almost exactly the same number of persons in each district, according to federal census figures. The Senate plan continues this policy; all the districts are essentially equal in population (634,909 or 634,910 people, according to the 2000 Census).

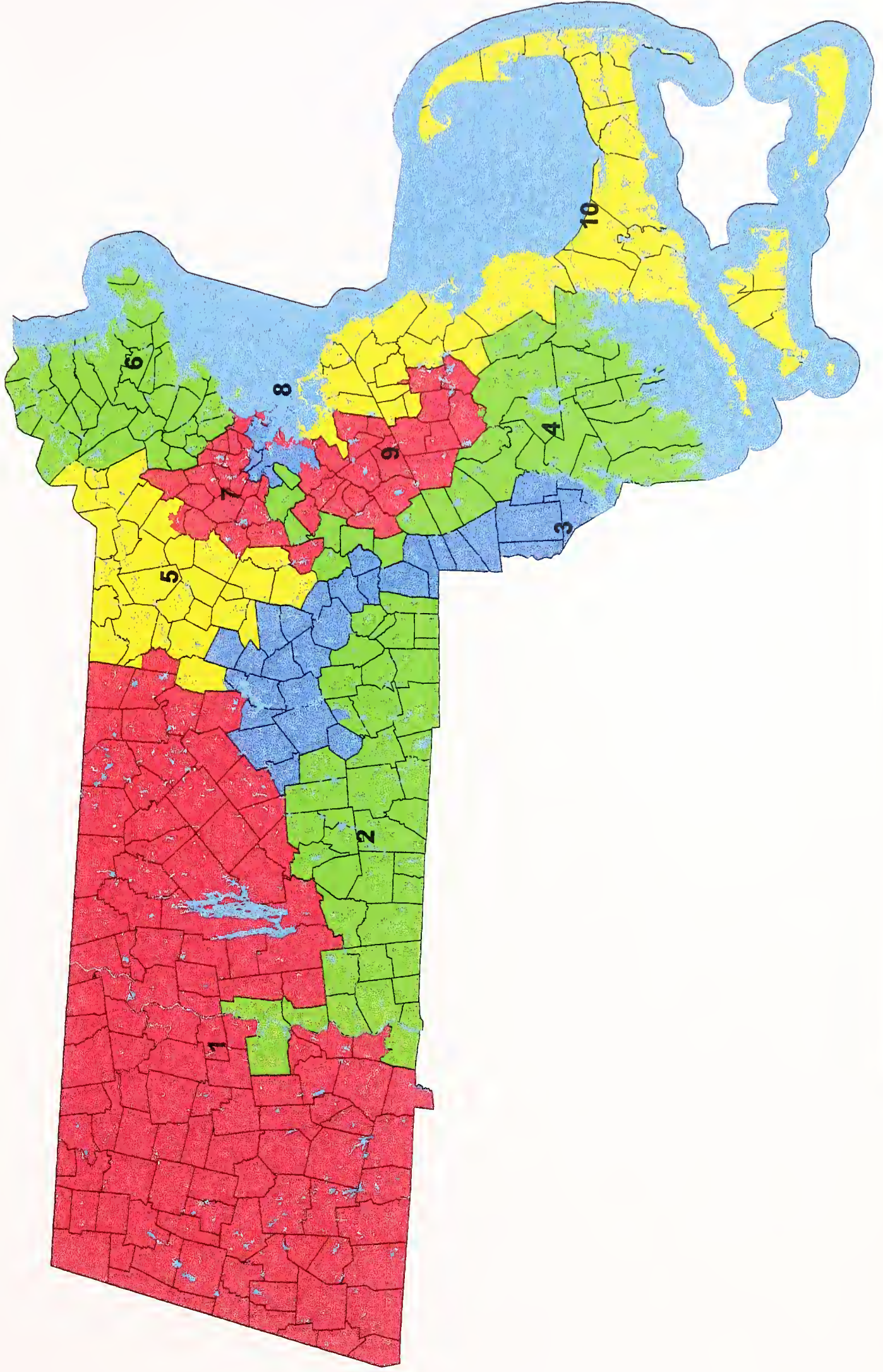
Achieving full population equality requires that a few cities and towns be divided into more than one congressional district. The Senate plan, however, divides fewer municipalities than the old map, and does not divide any municipality between more than two congressional districts.



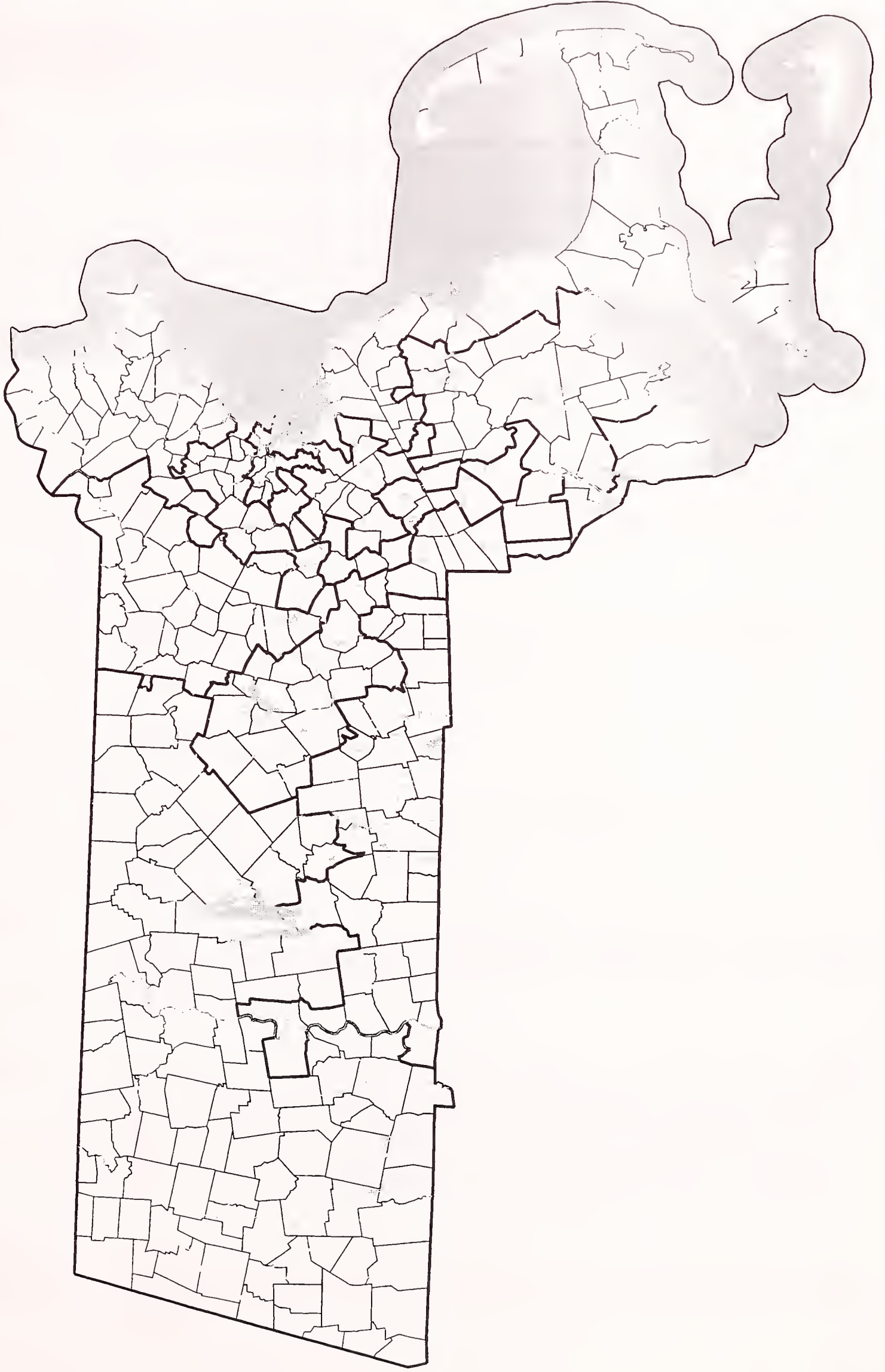
Digitized by the Internet Archive
in 2013

<http://archive.org/details/senateredistrict00mass>

2001 Commonwealth of Massachusetts Senate Redistricting Proposal



Existing Congressional Districts



Senate Congressional Redistricting Plan- Changes to the Existing Congressional Districts

District One-

Added- Ware, Rutland, Princeton, Sterling, Lunenburg Pct. D, Shirley Pcts. 1-2.
Removed- West Brookfield, North Brookfield.

District Two-

Added- West Brookfield, North Brookfield, Grafton, Northbridge, Upton.
Removed- Ware, Auburn Pcts. 1, 2, 4(part), 5, Millbury Pct. 3.

District Three-

Added- Bolton, Marlborough, Southborough, Ashland, Millis, Dighton, Rehoboth, Auburn.
Removed- Sterling, Princeton, Rutland, Grafton, Northbridge, Upton, Westport, Dartmouth, Lancaster Pct. 2(part), Foxborough Pcts. 1(part), 3(part), 4, 5, Mansfield Pcts. 1, 2, 5(part), Fall River 1A, 4A, 6A.

District Four-

Added- Medfield, Taunton, Dartmouth, Westport, Foxborough Pcts. 1(part), 3(part), 4, 5, Mansfield Pcts. 1, 2, 5(part), Fall River 1A, 4A, 6A.
Removed- Millis, Hanson, Halifax, East Bridgewater, Bridgewater Pcts. 1-3, 4(part), 5-7, West Bridgewater, Pembroke, Plympton, Sharon, Easton Pcts. 1-3.

District Five-

Added- Framingham, Lancaster Pct.2 (part).
Removed- Bolton, Marlborough, Southborough, Ashland, Lunenburg Pct. D (part), Shirley Pcts. 1-2(part), Lincoln Pct. 2(part), Billerica Pcts. 4(part), 7, 9.

District Six-

Added- Wakefield, Reading Pcts. 2-8.
Removed- Reading, Burlington, Wilmington.

District Seven-

Added- Bedford, Burlington, Wilmington, Belmont, Watertown, Billerica Pcts. 4(part), 7, 9, Lincoln Pct. 2(part).
Removed- Framingham, Wakefield, Reading Pcts. 2-8.

District Eight-

Added- Boston Ward 3 Pcts. 7-8, Ward 5 Pct. 11, Ward 7 Pct. 10, Ward 8 Pcts. 1-7, Ward 11 Pcts. 6-10, Ward 13 Pcts. 1-2, 4-6, 8-9, Ward 16 Pcts. 1, 3, Ward 17 Pcts. 4, 12, 14, Ward 18 Pcts. 8, 15, Ward 19 Pcts. 1-6, 8-9.
Removed- Belmont, Watertown.

District Nine-

Added- Sharon, West Bridgewater, Bridgewater Pcts. 1-3, 4(part), 5-7, East Bridgewater, Halifax, Hanson, Holbrook, Avon, Brockton Ward 2 Pcts. A-B, Ward 5 Pcts. A-B, D, Ward 6 Pcts. A-D, Ward 7 Pcts. A-D, Hanover Pct. 3(part), Easton Pcts. 1, 2(part), 3.
Removed- Taunton, Medfield, Boston Ward 3 Pcts. 7-8, Ward 5 Pct. 11, Ward 7 Pct. 10, Ward 8 Pcts. 1-7, Ward 11 Pcts. 6-10, Ward 13 Pcts. 1-2, 4-6, 8-9, Ward 16 Pcts. 1, 3, Ward 17 Pcts. 4, 12, 14, Ward 18 Pcts. 8, 15, Ward 19 Pcts. 1-6, 8-9.

District Ten-

Added- Pembroke, Plympton, Rockland Pcts. 4(part), 5-6.
Removed- Avon, Holbrook, Hanover Pct. 3(part), Brockton Ward 2 Pcts. A-B, Ward 5 Pcts. A-B, D, Ward 6 Pcts. A-D, Ward 7 Pcts. A-D.

2001 Commonwealth of Massachusetts
Senate Redistricting Proposal

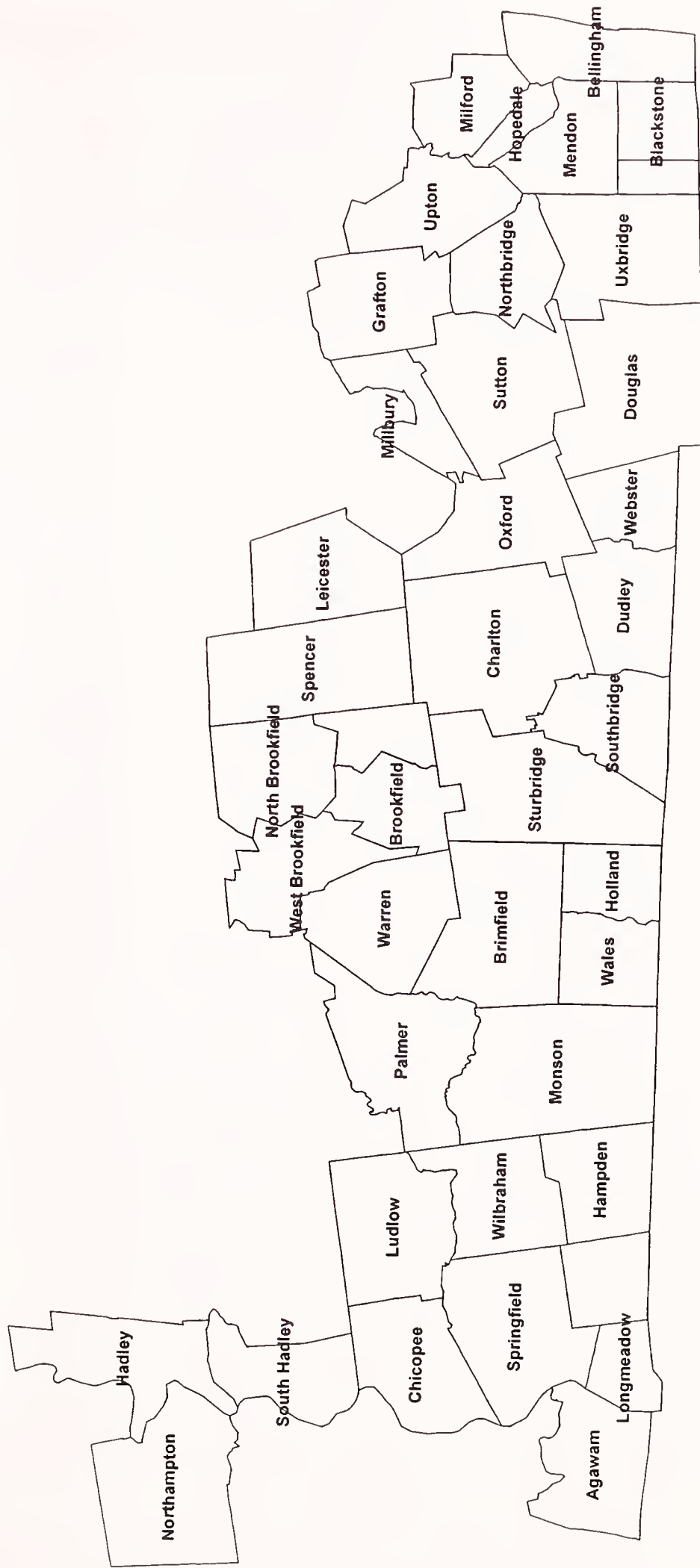
First Congressional District

Adams	8,809	Monterey	934
Alford	399	Montgomery	654
Amherst	34,874	Mount Washington	130
Ashburnham	5,546	New Ashford	247
Ashby	2,845	New Braintree	927
Ashfield	1,800	New Marlborough	1,494
Athol	11,299	New Salem	929
Barre	5,113	North Adams	14,681
Becket	1,755	Northfield	2,951
Belchertown	12,968	Oakham	1,673
Bernardston	2,155	Orange	7,518
Blandford	1,214	Otis	1,365
Buckland	1,991	Pelham	1,403
Charlemont	1,358	Peru	821
Cheshire	3,401	Petersham	1,180
Chester	1,308	Phillipston	1,621
Chesterfield	1,201	Pittsfield	45,793
Clarksburg	1,686	Plainfield	589
Colrain	1,813	Princeton	3,353
Conway	1,809	Richmond	1,604
Cummington	978	Rowe	351
Dalton	6,892	Royalston	1,254
Deerfield	4,750	Russell	1,657
Easthampton	15,994	Rutland	6,353
Egremont	1,345	Sandisfield	824
Erving	1,467	Savoy	705
Fitchburg	39,102	Sheffield	3,335
Florida	676	Shelburne	2,058
Gardner	20,770	Shirley (part)	5,671
Gill	1,363	Shutesbury	1,810
Goshen	921	Southampton	5,387
Granby	6,132	Southwick	8,835
Granville	1,521	Sterling	7,257
Great Barrington	7,527	Stockbridge	2,276
Greenfield	18,168	Sunderland	3,777
Hancock	721	Templeton	6,799
Hardwick	2,622	Tolland	426
Hatfield	3,249	Townsend	9,198
Hawley	336	Tyringham	350
Heath	805	Ware	9,707
Hinsdale	1,872	Warwick	750
Holyoke	39,838	Washington	544
Hubbardston	3,909	Wendell	986
Huntington	2,174	West Springfield	27,899
Lanesborough	2,990	West Stockbridge	1,416
Lee	5,985	Westfield	40,072
Lenox	5,077	Westhampton	1,468
Leominster	41,303	Westminster	6,907
Leverett	1,663	Whately	1,573
Leyden	772	Williamsburg	2,427
Lunenburg	9,401	Williamstown	8,424
Middlefield	542	Winchendon	9,611
Monroe	93	Windsor	875
Montague	8,489	Worthington	1,270
		DISTRICT TOTAL:	634,910

Bold = new to district

2001 Senate Redistricting Proposal

Massachusetts Second Congressional District



2001 Commonwealth of Massachusetts
Senate Redistricting Proposal

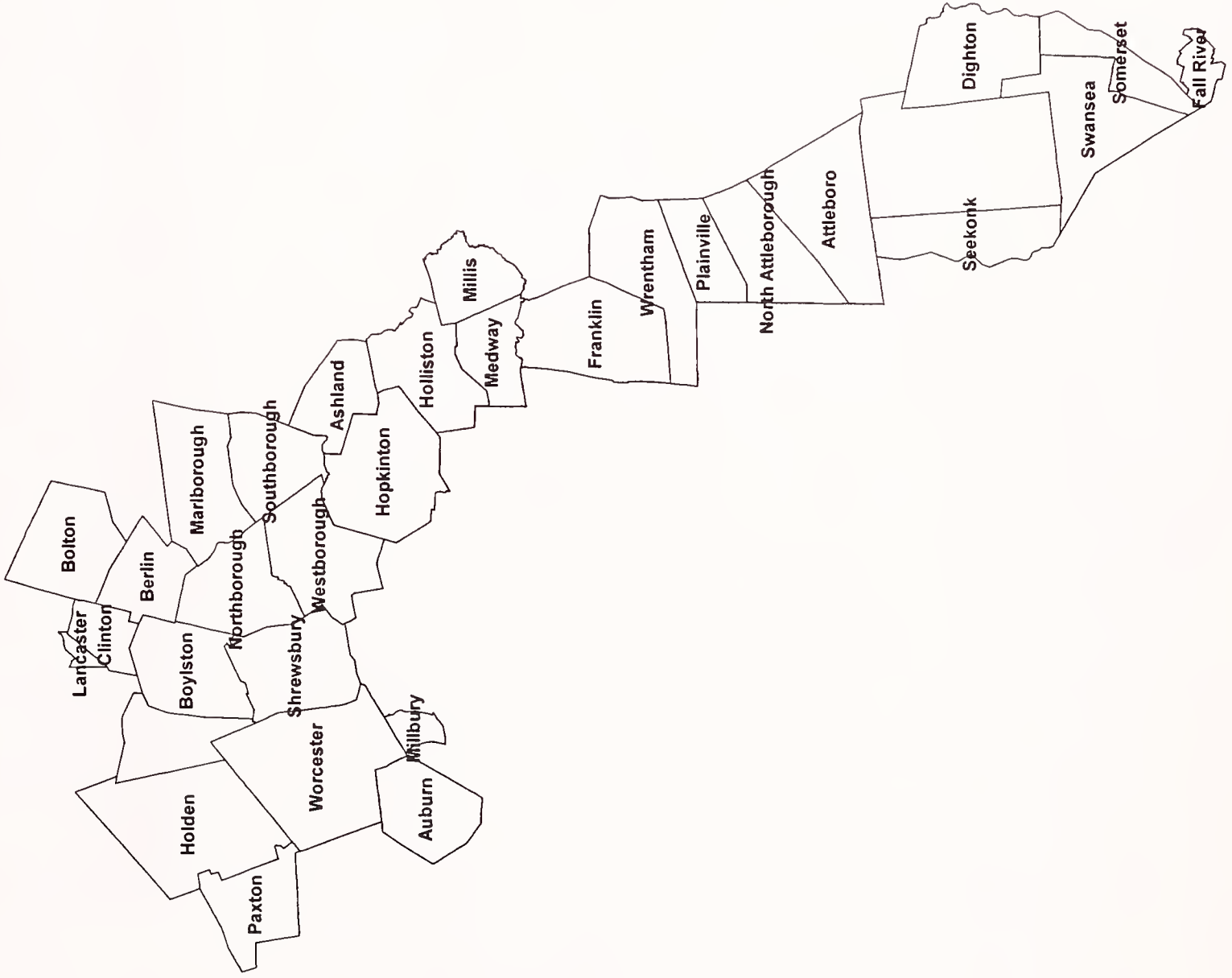
Second Congressional District

Agawam	28,144
Bellingham	15,314
Blackstone	8,804
Brimfield	3,339
Brookfield	3,051
Charlton	11,263
Chicopee	54,653
Douglas	7,045
Dudley	10,036
East Brookfield	2,097
East Longmeadow	14,100
Grafton	14,894
Hadley	4,793
Hampden	5,171
Holland	2,407
Hopedale	5,907
Leicester	10,471
Longmeadow	15,633
Ludlow	21,209
Mendon	5,286
Milford	26,799
Millbury (<i>part</i>)	9,446
Millville	2,724
Monson	8,359
North Brookfield	4,683
Northampton	28,978
Northbridge	13,182
Oxford	13,352
Palmer	12,497
South Hadley	17,196
Southbridge	17,214
Spencer	11,691
Springfield	152,082
Sturbridge	7,837
Sutton	8,250
Upton	5,642
Uxbridge	11,156
Wales	1,737
Warren	4,776
Webster	16,415
West Brookfield	3,804
Wilbraham	13,473
DISTRICT TOTAL:	<u>634,910</u>

Bold = new to district

2001 Senate Redistricting Proposal

Massachusetts Third Congressional District



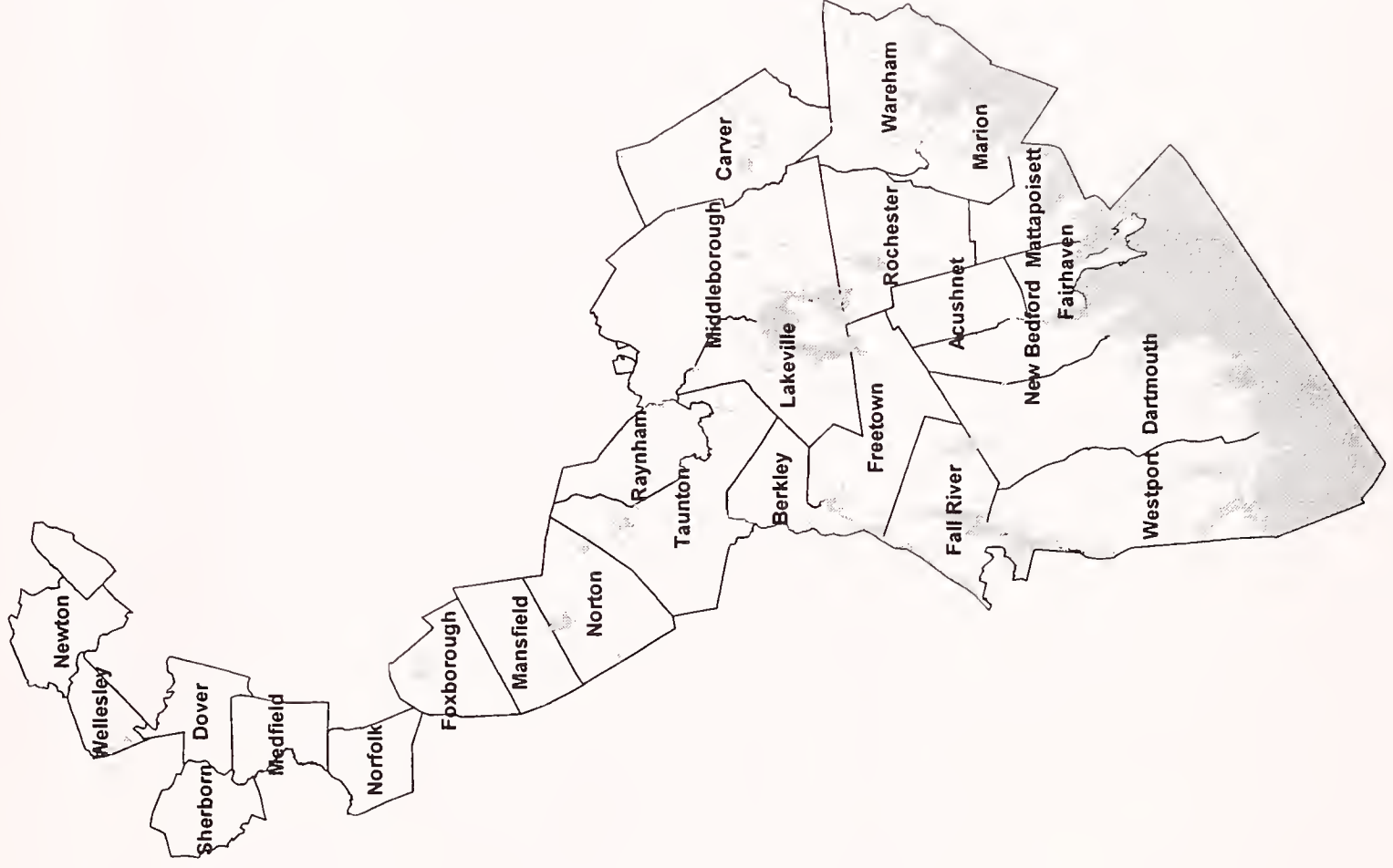
2001 Massachusetts Congressional Districts
Senate Redistricting Proposal

Third Congressional District

Ashland	14,674
Attleboro	42,068
Auburn	15,901
Berlin	2,380
Bolton	4,148
Boylston	4,008
Clinton	13,435
Dighton	6,175
Fall River (<i>part</i>)	38,571
Franklin	29,560
Holden	15,621
Holliston	13,801
Hopkinton	13,346
Lancaster	1,220
Marlborough	36,255
Medway	12,448
Millbury	3,338
Millis	7,902
North Attleborough	27,143
Northborough	14,013
Paxton	4,386
Plainville	7,683
Rehoboth	10,172
Seekonk	13,425
Shrewsbury	31,640
Somerset	18,234
Southborough	8,781
Swansea	15,901
West Boylston	7,481
Westborough	17,997
Worcester	172,648
Wrentham	10,554
DISTRICT TOTAL:	<u>634,909</u>

Bold = new to district.

2001 Senate Redistricting Proposal Massachusetts Fourth Congressional District



2001 Commonwealth of Massachusetts
Senate Redistricting Proposal

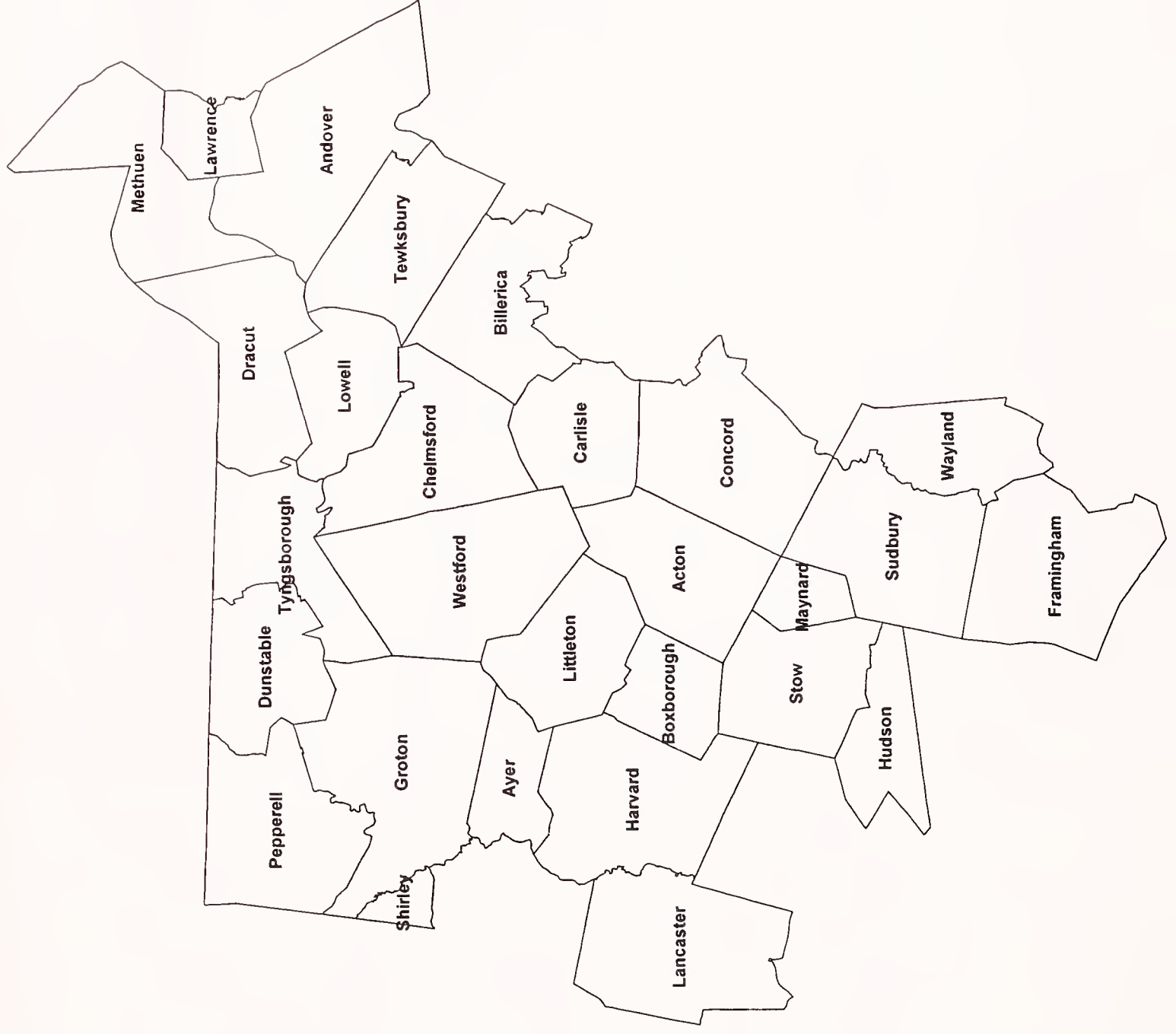
Fourth Congressional District

Acushnet	10,161
Berkley	5,749
Bridgewater	1,540
Brookline	57,107
Carver	11,163
Dartmouth	30,666
Dover	5,558
Fairhaven	16,159
Fall River	53,367
Foxborough	16,246
Freetown	8,472
Lakeville	9,821
Mansfield	22,414
Marion	5,123
Mattapoisett	6,268
Medfield	12,273
Middleborough	19,941
New Bedford	93,768
Newton	83,829
Norfolk	10,460
Norton	18,036
Raynham	11,739
Rochester	4,581
Sherborn	4,200
Taunton	55,976
Wareham	20,335
Wellesley	25,774
Westport	14,183
DISTRICT TOTAL:	<u>634,909</u>

Bold = new to district

2001 Senate Redistricting Proposal

Massachusetts Fifth Congressional District



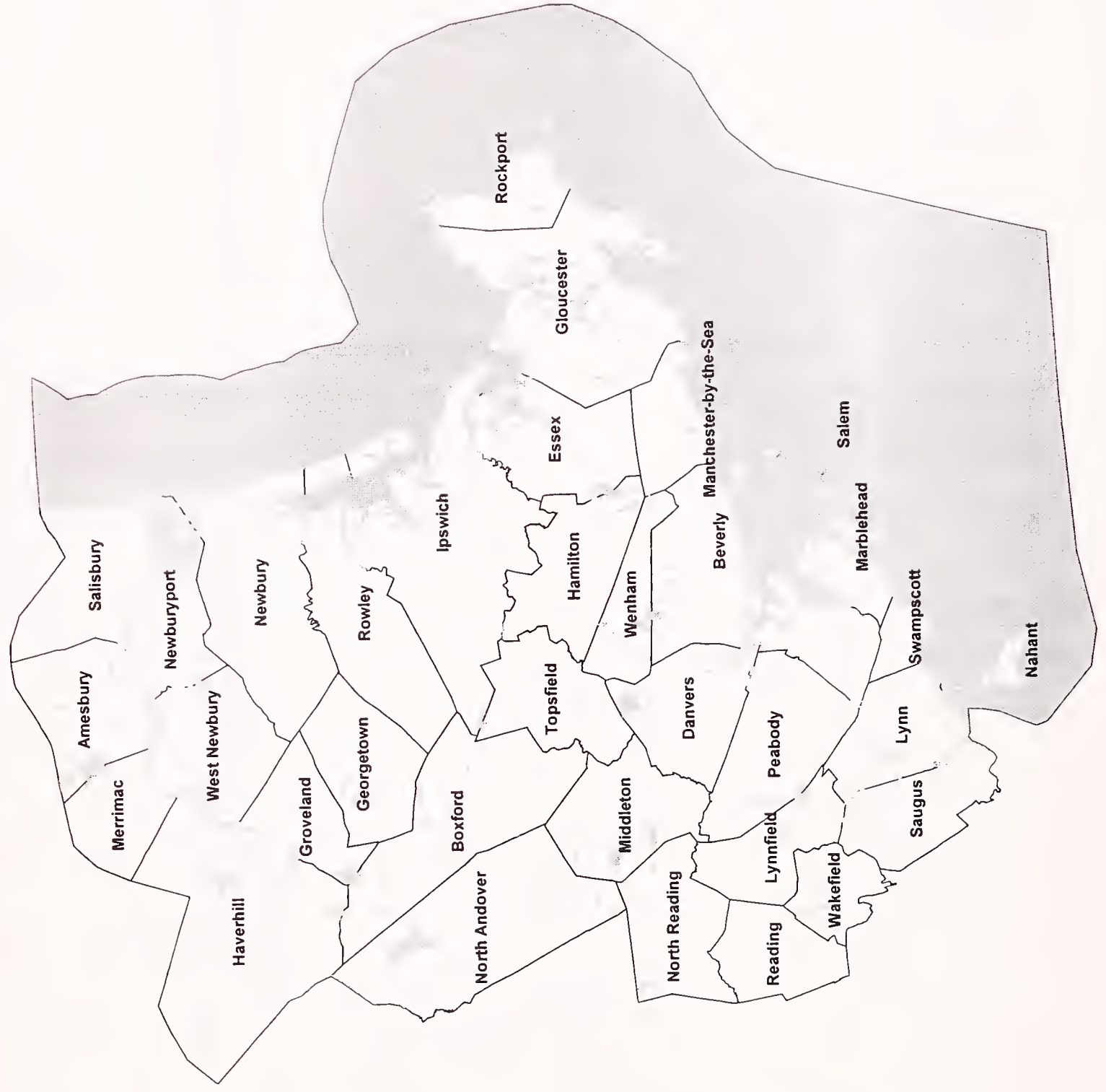
2001 Massachusetts Congressional Districts
Senate Redistricting Proposal

Fifth Congressional District

Acton	20,331
Andover	31,247
Ayer	7,287
Billerica (<i>part</i>)	29,517
Boxborough	4,868
Carlisle	4,717
Chelmsford	33,858
Concord	16,993
Dracut	28,562
Dunstable	2,829
Framingham	66,910
Groton	9,547
Harvard	5,981
Hudson	18,113
Lancaster	6,160
Lawrence	72,043
Littleton	8,184
Lowell	105,167
Maynard	10,433
Methuen	43,789
Pepperell	11,142
Shirley (<i>part</i>)	702
Stow	5,902
Sudbury	16,841
Tewksbury	28,851
Tyngsborough	11,081
Wayland	13,100
Westford	20,754
DISTRICT TOTAL:	634,909

Bold = new to district

2001 Senate Redistricting Proposal Massachusetts Sixth Congressional District



2001 Commonwealth of Massachusetts
Senate Redistricting Proposal

Sixth Congressional District

Amesbury	16,450
Beverly	39,862
Boxford	7,921
Danvers	25,212
Essex	3,267
Georgetown	7,377
Gloucester	30,273
Groveland	6,038
Hamilton	8,315
Haverhill	58,969
Ipswich	12,987
Lynn	89,050
Lynnfield	11,542
Manchester-by-the-Sea	5,228
Marblehead	20,377
Merrimac	6,138
Middleton	7,744
Nahant	3,632
Newbury	6,717
Newburyport	17,189
North Andover	27,202
North Reading	13,837
Peabody	48,129
Reading	23,708
Rockport	7,767
Rowley	5,500
Salem	40,407
Salisbury	7,827
Saugus	26,078
Swampscott	14,412
Topsfield	6,141
Wakefield (part)	21,025
Wenham	4,440
West Newbury	<u>4,149</u>
DISTRICT TOTAL:	634,910

Bold = new to district

2001 Senate Redistricting Proposal

Massachusetts Seventh Congressional District



2001 Commonwealth of Massachusetts
Senate Redistricting Proposal

Seventh Congressional District

Arlington	42,389
Bedford	12,595
Belmont	24,194
Billerica	9,464
Burlington	22,876
Everett	38,037
Lexington	30,355
Lincoln	8,056
Malden	56,340
Medford	55,765
Melrose	27,134
Natick	32,170
Revere	47,283
Stoneham	22,219
Wakefield	3,779
Waltham	59,226
Watertown	32,986
Wellsley	839
Weston	11,469
Wilmington	21,363
Winchester	20,810
Winthrop	18,303
Woburn	<u>37,258</u>
DISTRICT TOTAL:	634,910

Bold = new to district

2001 Senate Redistricting Proposal
Massachusetts Eighth Congressional District



2001 Commonwealth of Massachusetts
Senate Redistricting Proposal

Eighth Congressional District

Boston 1-1	2,072	Boston 13-4	1,571
Boston 1-2	2,670	Boston 13-5	1,683
Boston 1-3	4,472	Boston 13-6	2,304
Boston 1-4	2,265	Boston 13-8	2,269
Boston 1-5	2,900	Boston 13-9	2,283
Boston 1-6	3,060	Boston 14-1	3,940
Boston 1-7	3,008	Boston 14-2	3,819
Boston 1-8	3,547	Boston 14-3	2,088
Boston 1-9	2,520	Boston 14-4	2,192
Boston 1-10	2,188	Boston 14-5	2,212
Boston 1-11	3,387	Boston 14-6	1,686
Boston 1-12	1,981	Boston 14-7	1,992
Boston 1-13	3,243	Boston 14-8	1,937
Boston 1-14	1,100	Boston 14-9	3,201
Boston 1-15	640	Boston 14-10	2,884
Boston 2-1	1,564	Boston 14-11	1,757
Boston 2-2	4,515	Boston 14-12	1,168
Boston 2-3	1,788	Boston 14-13	1,607
Boston 2-4	2,080	Boston 14-14	2,005
Boston 2-5	1,683	Boston 15-1	2,539
Boston 2-6	2,337	Boston 15-2	2,080
Boston 2-7	1,228	Boston 15-3	1,284
Boston 3-7	3,403	Boston 15-4	3,663
Boston 3-8	5,982	Boston 15-5	2,548
Boston 4-1	2,252	Boston 15-7	2,080
Boston 4-2	3,242	Boston 15-8	1,822
Boston 4-3	1,488	Boston 15-9	2,058
Boston 4-4	2,579	Boston 16-1	2,263
Boston 4-5	2,831	Boston 16-3	2,559
Boston 4-6	2,728	Boston 17-1	2,133
Boston 4-7	4,134	Boston 17-2	1,520
Boston 4-8	5,472	Boston 17-3	2,930
Boston 4-9	2,624	Boston 17-4	2,826
Boston 4-10	4,332	Boston 17-5	1,410
Boston 5-1	6,010	Boston 17-6	2,161
Boston 5-2	3,741	Boston 17-7	1,309
Boston 5-3	1,996	Boston 17-8	2,028
Boston 5-4	2,805	Boston 17-9	1,435
Boston 5-5	830	Boston 17-10	2,728
Boston 5-6	2,775	Boston 17-11	1,034
Boston 5-7	3,022	Boston 17-12	1,429
Boston 5-8	2,712	Boston 17-14	1,742
Boston 5-9	4,113	Boston 18-1	3,267
Boston 5-10	6,013	Boston 18-2	2,635
Boston 5-11	1,482	Boston 18-3	3,013
Boston 7-10	2,439	Boston 18-4	2,824
Boston 8-1	815	Boston 18-5	2,719

Bold = new to district

2001 Commonwealth of Massachusetts
Senate Redistricting Proposal

Boston 8-2	4,389	Boston 18-6	2,746
Boston 8-3	837	Boston 18-8 (part)	860
Boston 8-4	1,127	Boston 18-15	2,450
Boston 8-5	2,220	Boston 18-21	3,327
Boston 8-6	805	Boston 19-1	2,274
Boston 8-7	1,452	Boston 19-2	2,116
Boston 9-1	2,803	Boston 19-3	1,265
Boston 9-2	2,319	Boston 19-4	1,445
Boston 9-3	4,179	Boston 19-5	1,676
Boston 9-4	2,808	Boston 19-6	1,801
Boston 9-5	2,665	Boston 19-8	1,021
Boston 10-1	816	Boston 19-9	992
Boston 10-2	2,268	Boston 21-1	2,982
Boston 10-3	2,146	Boston 21-2	4,661
Boston 10-4	3,220	Boston 21-3	3,691
Boston 10-5	1,826	Boston 21-4	3,069
Boston 10-6	2,002	Boston 21-5	2,884
Boston 10-7	2,565	Boston 21-6	2,960
Boston 10-8	3,055	Boston 21-7	1,636
Boston 10-9	2,552	Boston 21-8	3,227
Boston 11-1	1,105	Boston 21-9	3,859
Boston 11-2	1,747	Boston 21-10	2,378
Boston 11-3	1,437	Boston 21-11	2,965
Boston 11-4	2,709	Boston 21-12	2,454
Boston 11-5	2,469	Boston 21-13	3,106
Boston 11-6	1,427	Boston 21-14	1,648
Boston 11-7	2,244	Boston 21-15	2,038
Boston 11-8	2,627	Boston 21-16	2,310
Boston 11-9	1,075	Boston 22-1	4,176
Boston 11-10	1,845	Boston 22-2	3,141
Boston 12-1	2,490	Boston 22-3	2,690
Boston 12-2	3,266	Boston 22-4	1,712
Boston 12-3	1,182	Boston 22-5	1,746
Boston 12-4	1,594	Boston 22-6	1,681
Boston 12-5	1,112	Boston 22-7	2,387
Boston 12-6	1,209	Boston 22-8	2,201
Boston 12-7	3,373	Boston 22-9	2,258
Boston 12-8	1,373	Boston 22-10	2,453
Boston 12-9	1,323	Boston 22-11	1,540
Boston 13-1	2,204	Boston 22-12	2,205
Boston 13-2	927	Boston 22-13	1,469
		BostonTOTAL	420,997
		Cambridge	101,355
		Chelsea	35,080
		Somerville	77,478
		DISTRICT TOTAL:	634,910

Bold = new to district

2001 Senate Redistricting Proposal

Massachusetts Ninth Congressional District



2001 Commonwealth of Massachusetts
Senate Redistricting Proposal

Ninth Congressional District

Boston 3-1	3,800	Boston 18-19	3,083
Boston 3-2	1,781	Boston 18-20	2,886
Boston 3-3	2,190	Boston 18-22	2,281
Boston 3-4	1,959	Boston 18-23	1,662
Boston 3-5	4,484	Boston 19-7	2,213
Boston 3-6	4,568	Boston 19-10	2,416
Boston 6-1	1,819	Boston 19-11	2,137
Boston 6-2	1,891	Boston 19-12	1,446
Boston 6-3	1,928	Boston 19-13	2,630
Boston 6-4	1,681	Boston 20-1	2,597
Boston 6-5	1,620	Boston 20-2	2,346
Boston 6-6	1,687	Boston 20-3	2,725
Boston 6-7	1,674	Boston 20-4	1,484
Boston 6-8	1,782	Boston 20-5	3,512
Boston 6-9	1,580	Boston 20-6	2,019
Boston 7-1	1,654	Boston 20-7	1,326
Boston 7-2	1,964	Boston 20-8	1,799
Boston 7-3	2,371	Boston 20-9	1,893
Boston 7-4	2,075	Boston 20-10	1,764
Boston 7-5	2,126	Boston 20-11	1,024
Boston 7-6	1,968	Boston 20-12	1,378
Boston 7-7	2,017	Boston 20-13	1,175
Boston 7-8	1,704	Boston 20-14	1,267
Boston 7-9	2,047	Boston 20-15	2,303
Boston 13-3	3,190	Boston 20-16	2,394
Boston 13-7	2,087	Boston 20-17	2,613
Boston 13-10	2,147	Boston 20-18	1,313
Boston 15-6	1,345	Boston 20-19	1,405
Boston 16-2	1,263	Boston 20-20	1,771
Boston 16-4	3,141	BostonTOTAL	168,144
Boston 16-5	1,530	Avon	4,443
Boston 16-6	3,272	Braintree	33,828
Boston 16-7	1,915	Bridgewater (part)	23,645
Boston 16-8	1,829	Brockton	94,304
Boston 16-9	2,184	Canton	20,775
Boston 16-10	1,984	Dedham	23,464
Boston 16-11	2,047	East Bridgewater	12,974
Boston 16-12	1,594	Easton	22,299
Boston 17-13	1,857	Halifax	7,500
Boston 18-7	2,475	Hanover (part)	599
Boston 18-8 (part)	2,817	Hanson	9,495
Boston 18-9	2,049	Holbrook	10,785
Boston 18-10	3,094	Milton	26,062
Boston 18-11	2,464	Needham	28,911
Boston 18-12	2,205	Norwood	28,587
Boston 18-13	1,540	Randolph	30,963
Boston 18-14	1,712	Sharon	17,408
Boston 18-16	2,181	Stoughton	27,149
Boston 18-17	2,270	Walpole	22,824
Boston 18-18	2,720	West Bridgewater	6,634
		Westwood	14,117
		DISTRICT TOTAL:	634,910

Bold = new to district

2001 Senate Redistricting Proposal

Massachusetts Tenth Congressional District





2001 Commonwealth of Massachusetts
Senate Redistricting Proposal

Tenth Congressional District

Abington	14,605
Aquinnah	344
Barnstable Town	47,821
Bourne	18,721
Brewster	10,094
Chatham	6,625
Chilmark	843
Cohasset	7,261
Dennis	15,973
Duxbury	14,248
Eastham	5,453
Edgartown	3,779
Falmouth	32,660
Gosnold	86
Hanover (<i>part</i>)	12,565
Harwich	12,386
Hingham	19,882
Hull	11,050
Kingston	11,780
Marshfield	24,324
Mashpee	12,946
Nantucket	9,520
Norwell	9,765
Oak Bluffs	3,713
Orleans	6,341
Pembroke	16,927
Plymouth	51,701
Plympton	2,637
Provincetown	3,431
Quincy	88,025
Rockland	17,670
Sandwich	20,136
Scituate	17,863
Tisbury	3,755
Truro	2,087
Wellfleet	2,749
West Tisbury	2,467
Weymouth	53,988
Whitman	13,882
Yarmouth	24,807
DISTRICT TOTAL:	<u>634,910</u>

Bold = new to district

